

EXPECT THE BEST

Studiomaster

INSTA CUBE4



Studiomaster

**Unit 11,
Torc:MK
Chippenham Drive
Kingston
Milton Keynes
MK10 0BZ
United Kingdom.
Tel: +44(0)1908 281072 email: enquiries@studiomaster.com
www.studiomaster.com**

**USER
GUIDE**

IMPORTANT SAFETY SYMBOLS



Use only with the cart, stand, tripod, bracket, or table specified by the manufacturer, or sold with the apparatus. When a cart is used, use caution when moving the cart/apparatus combination to avoid injury from tip-over.



The symbol is used to indicate that some hazardous live terminals are involved within this apparatus, even under the normal operating conditions, which may be sufficient to constitute the risk of electric shock or death.



The symbol is used in the service documentation to indicate that specific component shall be replaced only by the component specified in that documentation for safety reasons.



Protective grounding terminal



Alternating current/voltage

ON: Denotes the apparatus is turned on



Hazardous live terminal

OFF: Denotes the apparatus is turned off

WARNING: Describes precautions that should be observed to prevent the danger of injury or death to the operator.

CAUTION: Describes precautions that should be observed to prevent danger of the apparatus.

1. IMPORTANT SAFETY INSTRUCTIONS

- **Read these instructions.**
- **Keep these instructions.**
- **Heed all warning.**
- **Follow all instructions.**

• **Water & Moisture**

The apparatus should be protected from moisture and rain, can not used near water, for example: near bathtub, kitchen sink or a swimming pool, etc.

• **Heat**

The apparatus should be located away from the heat source such as radiators, stoves or other appliances that produce heat.

• **Ventilation**

Do not block areas of ventilation opening. Failure to do could result in fire. Always install accordance with the manufacturer's instructions.

• **Object and Liquid Entry**

Objects do not fall into and liquids are not spilled into the inside of the apparatus for safety.

• **Power Cord and Plug**

Protect the power cord from being walked on or pinched particularly at plugs, convenience receptacles, and the point where they exit from the apparatus.

Do not defeat the safety purpose of the polarized or grounding-type plug. A polarized plug has two blades with one wider than the other. A grounding type plug has two blades and a third grounding prong. The wide blade or the third prong is provided for your safety. If the provided plug does not fit into your outlet, refer

to electrician for replacement.

• **Power Supply**

The apparatus should be connected to the power supply only of the type as marked on the apparatus or described in the manual. Failure to do could result in damage to the product and possibly the user.

Unplug this apparatus during lightning storms or when unused for long periods of time.

Where the MAINS plug or an appliance coupler is used as the disconnect device, the disconnect device shall remain readily operable.

• **Fuse**

To prevent the risk of fire and damaging the unit, please use only of the recommended fuse type as described in the manual. Before replacing the fuse, make sure the unit turned off and disconnected from the AC outlet.

• **Electrical Connection**

Improper electrical wiring may invalidate the product warranty.

• **Cleaning**

Clean only with a dry cloth. Do not use any solvents such as benzol or alcohol.

• **Servicing**

Do not implement any servicing other than those means described in the manual. Refer all servicing to qualified service personnel only.

- Only use accessories/attachments or parts recommended by the manufacturer.

Introduction:

INSTACUBE4 is a two-way speaker system; it consists of a $\phi 35$ 4" neodymium magnetic mid-low frequency transducer and a $\phi 34$ neodymium magnetic compression driver; The product is completely independent and innovative in design. It features the point source coaxial technology, which can avoid the sound interference caused by traditional structure, effectively improving the clarity of the sound, the sound field coverage is uniform, the sound quality is real and flexible, and the sound image positioning is accurate. More music details can be reproduced, which is just the necessary quality for advanced speaker systems.

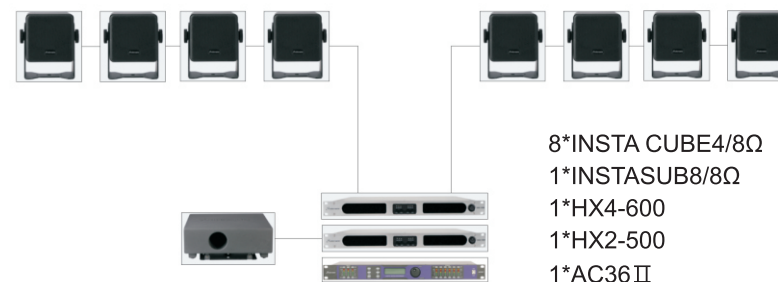
Features:

- The high frequency speaker uses PEEK composite sound film, aluminum flat wire voice coil, clear and bright sound quality, and stable performance;
- Robust moulded steel mesh, special sound transmission foam inside, to provide effective protection for speakers;
- The point source coaxial drive technology can avoid the acoustic interference caused by traditional structure, effectively improve the sound clarity, more uniform sound field coverage, true and elastic sound quality, accurate pan positioning;
- The cabinet is designed with stretched aluminum structure, which is compact, decent and elegant; Three convenient installation methods (wall hanging, ceiling, floor stand).

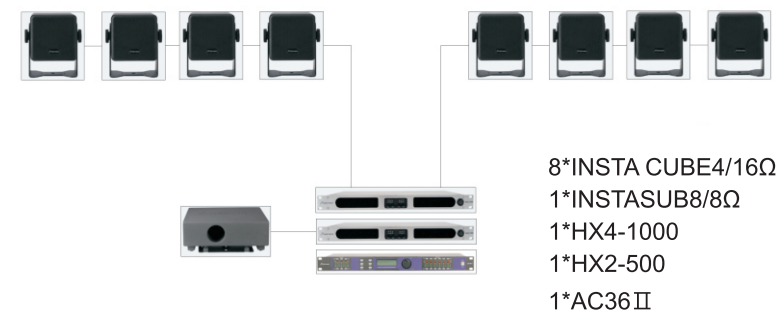
Applications: Shopping malls, Hotel lobbies, bars, restaurants, business clubs, etc.




Recommended system configuration




Recommended system configuration



Recommended system configuration

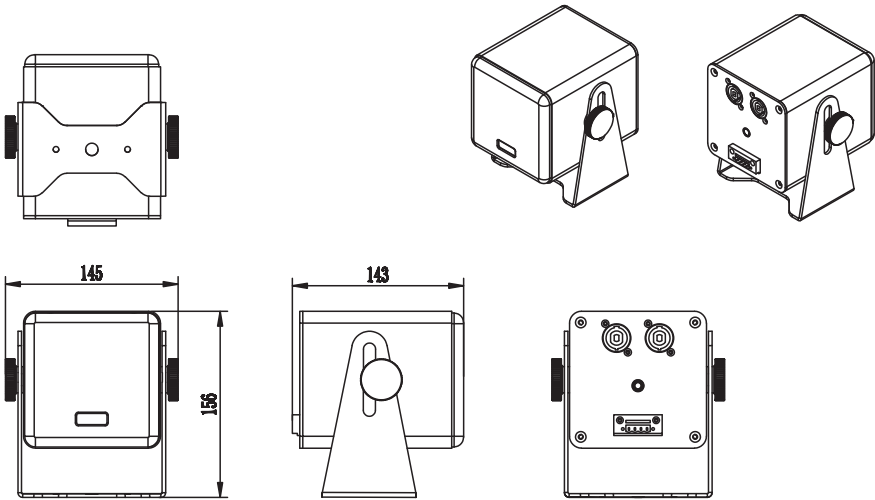


Recommended system configuration



Parameters

Type	Passive 2-way coaxial speaker
Frequency response (−10dB)	100Hz –20kHz
Rated power	100W (constant) , 400W (peak)
Nominal impedance	8 Ω /16 Ω (two options)
Max. SPL (@1m)	113dB (peak)
Coverage (HxV)	80°x80°
LF transducer	1x4"/φ35mm voice coil / 100W(Nd)
HF transducer	1x1.3"/φ34mm voice coil / 20W (Nd)
Sensitivity (1m@1w)	87 dB
Connector	2xNL4MP/1xPHOENI
Dimension (WxHxD)	145x156x143mm
Net weight	2.4kg



Product installation

Equipped with 3 methods to install (floor stand, wall mounting, ceiling mounting)

